

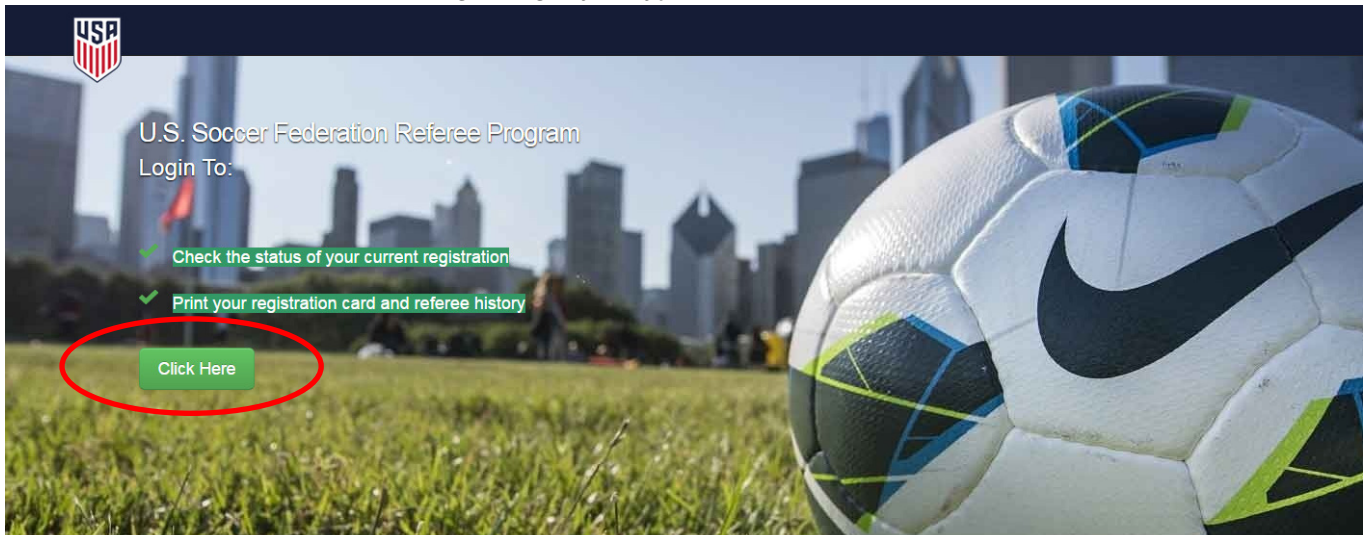
U.S. Soccer Federation Referee Program

Step by Step – An Individual’s Guide

To Printing Their Own Registration Card & History



1. Go to U.S. Soccer Registration Site - <http://ussoccer.force.com/referee/>
Do not include www. at the beginning if you type the website



2. To go to your account, begin with “Click Here”
3. If you are returning to this website and you already have created a password, enter your email and password and then click “Login” and skip step 4.

Login

Email

Password

Login

[Forgot Password](#) | [Haven't created a password? Create one now](#)

If you have forgotten your password, click “Forgot Password”, enter your email and click “Submit”.

U.S. Soccer Federation Referee Program
Step by Step – An Individual’s Guide
To Printing Their Own Registration Card & History



4. Even if you have been a referee before and have logins on other sites, you need to create a password the first time you login to this site. In order to do so, click “Haven’t created a password? Create one now”.

Login

Email

Password

[Forgot Password](#) [Haven't created a password? Create one now](#)

- i. Enter the information requested in the “Existing Referee” box and click Next

Get Started

Existing Referee

If you have a valid USSFID number, you can:

1. Check the status of your current registration
2. Print a copy of your registration card and referee history

Enter the first two letters of your last name

Enter your USSF ID with no dashes Example: 2013532343242987
[Forgot USSF ID?](#)

- ii. Review the pre-populated User Information. At the bottom, make sure your email address is current or your main email because it will be used to login when you return to the site. Then create and confirm your password. Click “Submit”.

If you share an email address with one or more family member(s), you will only be able to use that email for one account.

Email

Password

Confirm Password

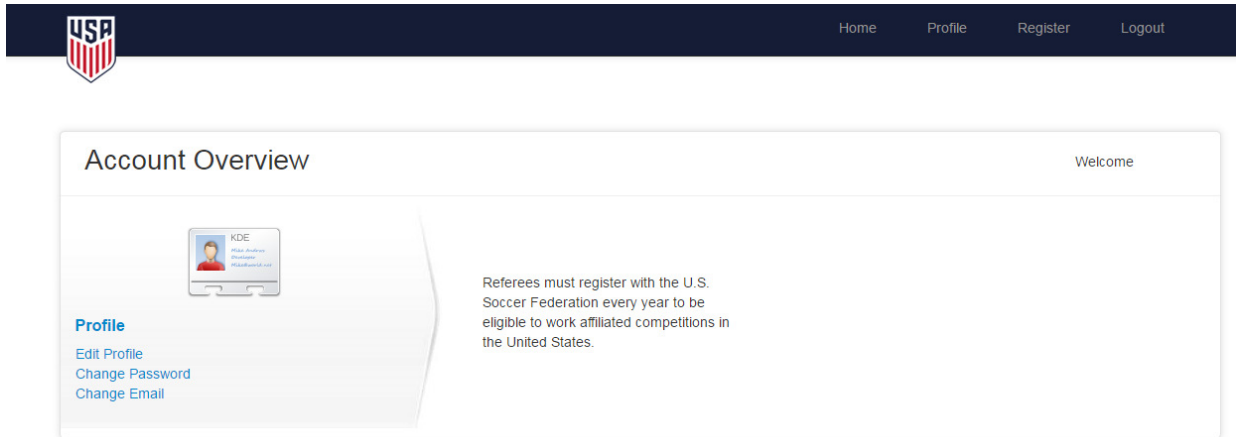
U.S. Soccer Federation Referee Program

Step by Step – An Individual’s Guide

To Printing Their Own Registration Card & History



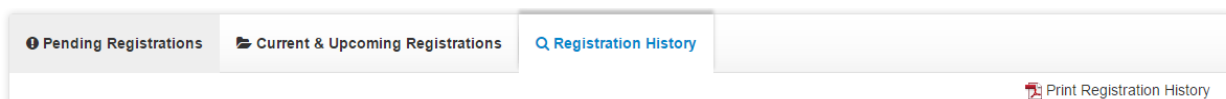
5. You are brought to your Account Overview page. If you are just logging in, you will automatically go to this page. This is your home page. You can edit your personal information and login information here as well as see your pending, current & upcoming, and past registrations.



6. To print out a copy of your registration card, go to the Current & Upcoming Registrations tab at the bottom of your home page. It will show any approved registrations you have for the current or following calendar year. The registrations for the current calendar year will have a blue print button to the right that you can click. It will pop up a screen and you can print or download it.

Type	Year	State	Grade	Valid From	Valid To	
Referee	2016	Montana	8	1/1/2016	12/31/2016	Print

7. To print out your registration history, go to the Registration History tab at the bottom of your home page. It will show your entire registration history in the U.S. Soccer Federation Referee Program. In the top right hand corner of that tab, there will be a pdf link titled Print Registration History. You can click this to download and print a history of your records.



If you have any questions, please email referee@ussoccer.org.